

Shenzhen Genstar Technology Co., Ltd.

Model: L1 Series

specification



Photo Statement: The photo was taken of products from a specific batch manufactured by our company. Due to ongoing maintenance, the actual shipped products may differ from those shown in the photo.

version number	date of issue
V1.3	2026/3/20

Thank you for choosing our products. Please read this manual carefully before use.

Product Usage Precautions

- **This equipment must be installed, disassembled, and maintained by technically trained personnel.**
- **Before powering on, carefully verify that the electrical parameters of the power supply equipment match those specified on the rear casing label of this product; otherwise, do not power on.**
- **Ensure that products with a supply voltage higher than the safe voltage are installed or placed in locations inaccessible to children or where adequate protective measures are in place.**
- **Unplug the power cord and store it in a safe, designated location during thunderstorms or lightning, when the interior is unoccupied, or after prolonged disuse.**
- **Check and ensure that the ground wire of the AC power cord is properly connected, while protecting the power cord from physical or mechanical damage.**
- **During cleaning, ensure the entire unit is powered off and unplug the power socket.**
- **During installation, avoid harsh conditions such as damp environments, direct sunlight, high-temperature sources, heavy cooking fumes, or strong wind and sand.**
- **Do not place the antenna inside a metal enclosure or similar shielding equipment to prevent network disconnections or instability.**
- **Do not place heavy objects on the device to avoid excessive pressure, which may damage the equipment and prevent it from functioning properly.**
- **Avoid using in vehicles or environments with significant vibrations to prevent poor interface contact.**
- **Private disassembly and repair without permission is strictly prohibited.**

Product Presentation

GENSTAR L1 is a cash register and weighing scale integrated machine specifically designed for retail scenarios such as fresh produce, fruits and vegetables, braised delicacies, and snacks. It integrates weighing, cash register, and AI intelligent recognition, providing a one-stop solution for store settlement needs.

The product offers single/dual screen options, with Android/Windows dual systems available. It comes standard with a 15.6-inch high-definition touch screen and a built-in 58mm thermal printer. It supports AI product recognition, scanning, label printing, and other functions, and is compatible with various cash registers.

With flexible options for modules such as card reading, facial recognition, and 4G communication, the hardware exhibits strong scalability. Its smooth operation and precise weighing significantly enhance cashier efficiency, making it an efficient cashier solution for formats like fresh food retail and convenience stores. 24-hour unmanned self-service checkout.

2. Catering and service scenarios

Fast food restaurants/drink shops: Support scanning code to order and self-checkout, reduce front desk queues, and adapt to the take-out business model.

Tea/Coffee Stores: Can integrate member identification and coupon verification to enhance customer self-service experience.

Hotel front desk/government affairs hall: As a self-service terminal, it completes operations such as identity verification, payment, and voucher printing.


3. Other professional scenarios

Library/Bookstore: Implement self-service book borrowing, settlement, and receipt printing.

Scenic spots/venues: Support ticket verification, scanning payment, and printing of consumption vouchers.

Enterprise/park: As an internal consumption, visitor registration, or self-service payment terminal.





◆ Product Display



15.6" single screen with Android system
 • Weighing Scales with ACLAS
 • Built-in 58mm printer



15.6" single screen with Android system
 • Weighing Scales with ACLAS
 • built-in 1D/2D scanner on the back side



Dual screen with Windows system
 • Main screen 15.6" sub screen 15.6"
 • Weighing Scales with ACLAS
 • Built-in 58mm printer
 • Label printer



Dual screen with Windows system
 • Main screen 15.6" sub screen 15.6"
 • Weighing Scales with ACLAS
 • Built-in 58mm printer
 • AI camera



Dual screen with Windows system
 • Main screen 15.6" sub screen 15.6"
 • Weighing Scales with ACLAS
 • Built-in 58mm printer
 • AI camera
 • Label printer



Dual screen with Windows system
 • Main screen 15.6" sub screen 15.6"
 • Weighing Scales with ACLAS
 • Built-in 58mm printer
 • AI camera • Label printer
 • Built-in 1D/2D scanner



Side view



Side view

Product Core Parameters

Android system	RK3568	RK3576	RK3588
CPU	Rockchip RK3568 quad-core 64-bit processor with Cortex-A55 architecture, featuring a maximum clock speed of 2.0GHz	Rockchip RK3576 quad-core Cortex-A72 + quad-core Cortex-A53, with a maximum frequency of 2.2GHz	The Rockchip RK3588S is an octa-core 64-bit processor with a maximum clock speed of 2.4GHz, featuring a quad-core Cortex-A76 (large core) and quad-core Cortex-A55 (small core) architecture.

GPU	ARM G52 2EE Supports OpenGL ES 1.1/2.0/3.2, OpenCL 2.0, and Vulkan 1.1 Embedded high-performance 2D acceleration hardware	ARM G52 MC3 Supports OpenGL ES 1.1/2.0/3.2, OpenCL 2.0, and Vulkan 1.1. Embedded high-performance 2D acceleration hardware	ARM G610 GPU MC4 quad-core GPU Supports OpenGL ES3.2, OpenVG1.1, and OpenCL2.2, with 450 GFLOPS Embedded high-performance 2D acceleration hardware
NPU	Equipped with a built-in neural network processor (NPU) delivering 0.8TOPS@INT8 performance, it supports AI development tools including Caffe/Mxnet/TensorFlow/TF Lite/ONNX/Darknet for model deployment. Features rapid model conversion capabilities.	Equipped with a built-in neural network processor (NPU) delivering 6.0TOPS@INT8 performance, it supports models including Caffe, Mxnet, TensorFlow, PyTorch, TF Lite, ONNX, and Darknet, providing comprehensive AI development tools with rapid model conversion capabilities.	Equipped with a built-in neural network processor (NPU) for powerful AI computing: Supports IN4/IN8/INT16/FP16 operations with up to 6.0 TOPS performance, enabling direct loading of models like Caffe/Mxnet/TensorFlow/TF Lite/ONNX/Darknet. Provides AI development tools including rapid model conversion capabilities.
Operating System	Android 11	Android 14	Android 12
RAM	LPDDR4 2GB (4G/8G optional)	LPDDR4 4GB (8G/16G optional)	LPDDR4 4GB (8G/16G/32G optional)
ROM	eMMC 16GB (available in 32G, 64G, 128G, or 256G options)	eMMC 32GB (available in 64G, 128G, 256G, or 512G options)	eMMC 32GB (64G/128G/256G optional) TF Card expansion (optional)
Ethernet	Supports Ethernet 10/100	Supports Ethernet 10/100/1000 speeds	Supports Ethernet 10/100/1000 speeds
WiFi	Supports 2.4GHz and Wi-Fi 802.11b/g/n/ac protocols. (Optional 5GHz dual-band WiFi)	Supports 2.4GHz and WiFi 802.11b/g/n/ax protocols (5GHz dual-band WiFi optional)	Supports 2.4G WiFi and Wi-Fi 802.11b/g/n protocols. (Optional 5GHz dual-band WiFi)
Bluetooth	Supports Bluetooth function, V2.1+EDR (optional 3.0/3.0+HS/4.1/BLE)	Supports Bluetooth function, V2.1+EDR (optional 3.0/3.0+HS/4.1/BLE)	Supports Bluetooth function, V2.1+EDR (optional 3.0/3.0+HS/4.1/BLE)

Windows system	J6412	N100	i3-1215U	i5-1235U
----------------	-------	------	----------	----------

CPU	Celeron J6412, quad-core quad-thread processor with a base frequency of 2.0GHz and a maximum frequency of 2.6GHz	N100, quad-core quad-thread, up to 3.4GHz	Core i3-1215U with six cores and eight threads, up to 4.4GHz	Core i5-1235U, featuring 10 cores and 12 threads with a maximum clock speed of 4.4GHz
GPU	Intel® UHD Graphics	Intel® UHD Graphics	Intel® UHD Graphics	Intel® Iris® Xe Graphics eligible
Operating System	Windows10/11	Windows10/11	Windows10/11	Windows10/11
RAM	1× DDR4 memory slot with SO-DIMM 4GB capacity (4G/8G/16G available)	1× DDR4 memory slot with SO-DIMM 4GB capacity (available in 4G, 8G, or 16G variants)	1× DDR4 memory slot with SO-DIMM 4GB capacity (4G/8G/16G available)	1× DDR4 memory slot with SO-DIMM 4GB capacity (available in 4G, 8G, or 16G variants)
SSD	64GB SSD (available in 128G, 256G, or 512G options)	64GB SSD (available in 128G, 256G, or 512G options)	64GB SSD (available in 128G, 256G, or 512G options)	64GB SSD (available in 128G, 256G, or 512G options)
Ethernet	Supports Ethernet 10/100/1000 speeds	Supports Ethernet 10/100/1000 speeds	Supports Ethernet 10/100/1000 speeds	Supports Ethernet 10/100/1000 speeds
WiFi	Supports 2.4GHz, IEEE 802.11b/g/n. (5GHz dual-band optional)	Supports 2.4GHz, IEEE 802.11b/g/n. (5GHz dual-band optional)	Supports 2.4GHz, IEEE 802.11b/g/n. (5GHz dual-band optional)	Supports 2.4GHz, IEEE 802.11b/g/n. (5GHz dual-band optional)
Bluetooth	None (Bluetooth optional: V2.1+EDR/Bluetooth; optional 3.0/3.0+HS/4.2/5.2)	None (Bluetooth optional: V2.1+EDR/Bluetooth; optional 3.0/3.0+HS/4.2/5.2)	None (Bluetooth optional: V2.1+EDR/Bluetooth; optional 3.0/3.0+HS/4.2/5.2)	None (Bluetooth optional: V2.1+EDR/Bluetooth; optional 3.0/3.0+HS/4.2/5.2)

Windows system	J3710	J4125	N5095	N95
CPU	J3710, quad-core quad-thread, up to 2.64GHz	J4125, quad-core quad-thread, up to 2.7GHz	N5095, quad-core quad-thread, up to 2.9GHz	N95, quad-core quad-thread, up to 3.4GHz
GPU	Intel® UHD Graphics	Intel® UHD Graphics	Intel® UHD Graphics	Intel® UHD Graphics
Operating	Windows7/10	Windows10/11	Windows10/11	Windows10/11

System				
RAM	1× DDR3 memory slot with SO-DIMM 4GB capacity (4GB/8GB optional)	1× DDR4 memory slot with SO-DIMM 4GB capacity (4G/8G optional)	1× DDR4 memory slot with SO-DIMM 4GB capacity (4G/8G optional)	1× DDR4 memory slot with SO-DIMM 4GB capacity (available in 4G, 8G, or 16G variants)
SSD	64GB SSD (available in 128G, 256G, or 512G options)	64GB SSD (available in 128G, 256G, or 512G options)	64GB SSD (available in 128G, 256G, or 512G options)	64GB SSD (available in 128G, 256G, or 512G options)
Ethernet	Supports Ethernet 10/100	Supports Ethernet 10/100/1000 speeds	Supports Ethernet 10/100/1000 speeds	Supports Ethernet 10/100/1000 speeds
WiFi	Supports 2.4GHz and Wi-Fi 802.11b/g/n/ac protocols. (Optional 5GHz dual-band WiFi6 support available)	Supports 2.4GHz and WiFi6 802.11b/g/n/ax protocols (5GHz dual-band WiFi6 optional)	Supports 2.4GHz and WiFi6 802.11b/g/n/ax protocols (5GHz dual-band WiFi6 optional)	Supports 2.4G WiFi and Wi-Fi 802.11b/g/n protocols. (Optional 5GHz dual-band WiFi6 support)
Bluetooth	None (Bluetooth optional: V2.1+EDR/Bluetooth; 3.0/3.0+HS/4.2/5.2)	None (Bluetooth optional: V2.1+EDR/Bluetooth; 3.0/3.0+HS/4.2/5.2)	None (Bluetooth optional: V2.1+EDR/Bluetooth; 3.0/3.0+HS/4.2/5.2)	None (Bluetooth optional: V2.1+EDR/Bluetooth; 3.0/3.0+HS/4.2/5.2)

15.6-inch LCD screen			remarks
LCD type	TFT	TFT	
LCD size	15.6 inches	15.6 inches	
Active Area(W×H)	344.23 x 193.54 mm	344.16 x 193.59 mm	
Number of Dots	1366*768	1920*1080	
Brightness	220 Cd/m ²	255~300 Cd/m ²	
Viewing Angle(H) θ 3	45 degrees	85 degrees	
Viewing Angle(H) θ 9	45 degrees	85 degrees	
Viewing Angle(V) θ 12	20 degrees	85 degrees	
Viewing Angle(V) θ 6	40 degrees	85 degrees	
Contrast Ratio	400	1200	
Response Time	12 ms	20~25 ms	

Colour Gamut	45%	45%	
--------------	-----	-----	--

Touchscreen/Glass		remarks
structure	G+G	
Tempered glass thickness	1.1 mm	
Sensor thickness	0.7 mm	
Cover plate color	black	
surface hardness	>6H	
Number of contacts	10	
Touch area	$\Phi \geq 9$	
input mode	Finger or conductive pen	
Total light transmittance	$\geq 86\%$	
fog level	$\leq 5\%$	

Printer		remarks
Print mode	Thermal-line dot method	
Print Speed	MAX:90mm/s	
Resolution	203dpi	
Effective print area	48mm	
Paper type	Thermal paper rol	
Paper width	$57.5 \pm 0.5\text{mm}$	
Max Paper Rolldiameter	max: 40mm	
Paper Thickness	0.055-0.09mm	
Print Life	50 KM	
Cutter	not have	
Character Set	ASCII code, GBK, BIG5, etc.	

Electronic Scale		remarks
Customer Display	5*8 LCD	
Scale Pan	344.93* 343.2 *91.04mm	

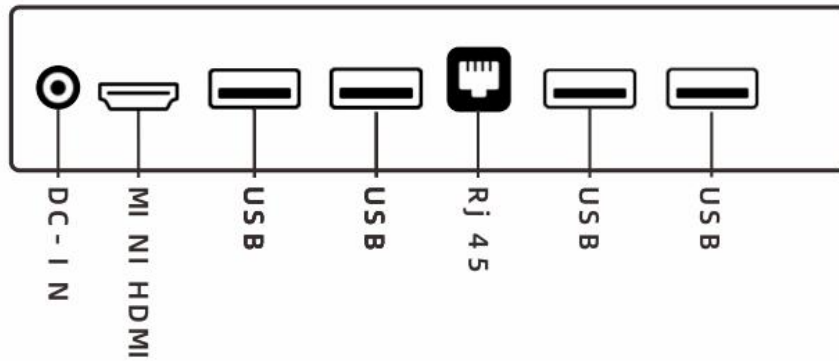
Maximum load capacity	15kg	
Minimum scale division	2g	
Minimum weighing	40g	
Maximum peeling	-5.998kg	
Internal resolution	1/30000	
Accuracy class	Ⓜ	

Loudspeaker		remarks
impedance	4Ω±15%	
power rating	3W	
maximum power	4W	

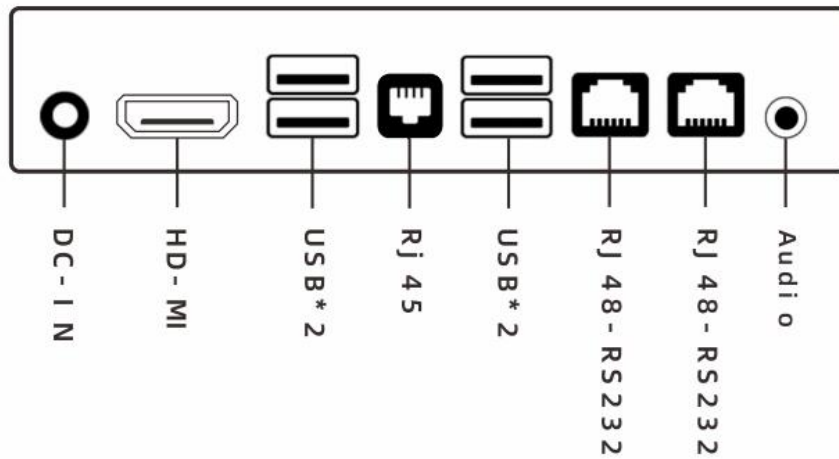
Product operating environment parameters	
Storage temperature and humidity	-20 ~ 70°C, 10 ~ 85 %RH
Working temperature and humidity	-20 ~ 50°C, 10 ~ 80 %RH
Electrostatic Discharge Immunity (ESD)	Contact voltage: ±6 kV; air voltage: ±8 kV
Power Input	DC12V

Product appearance and interfaces:

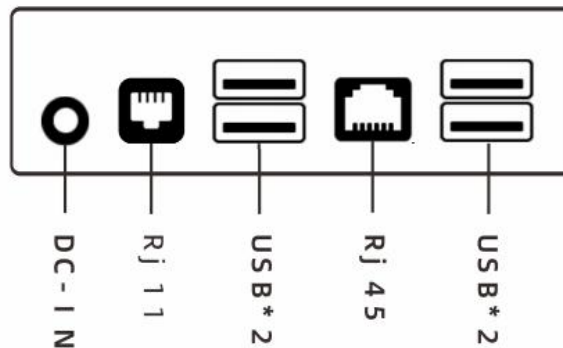
Android Interface RK3568



Windows Interface N100

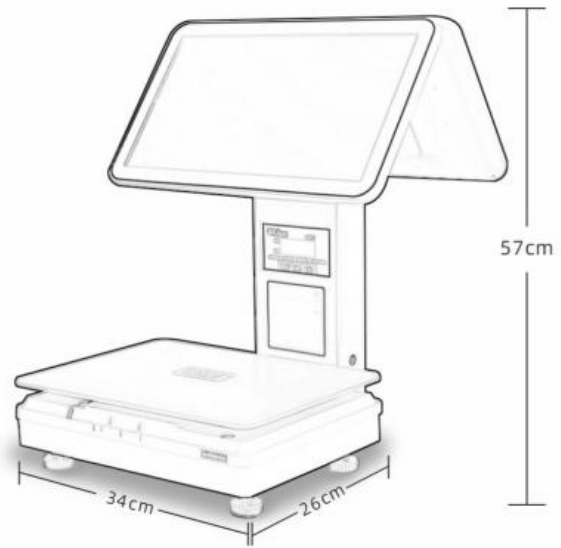


Windows Interface N5095/N97

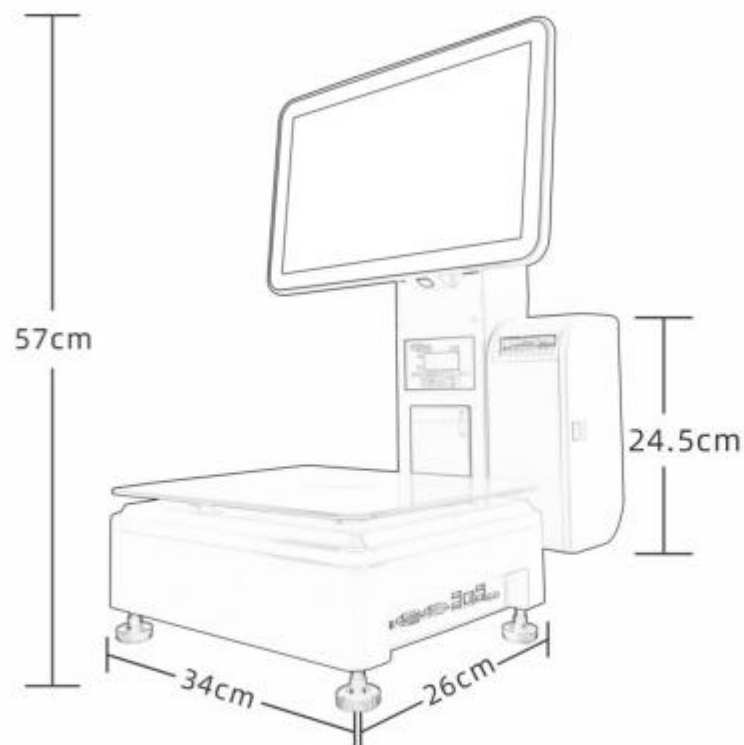




single screen 15.6"
34*26*57CM



Dual screen 15.6"+15.6"
34*26*57CM



single screen 15.6" with label printer
34*26*57CM